




FT-01

Strainer with and without Magnetic Separator



Features

- / For pipes of G 1/4" to G 2"
- / Filter mesh from 0.25 to 1 mm
- / Compact design
- / Gunmetal or st. steel

Description:

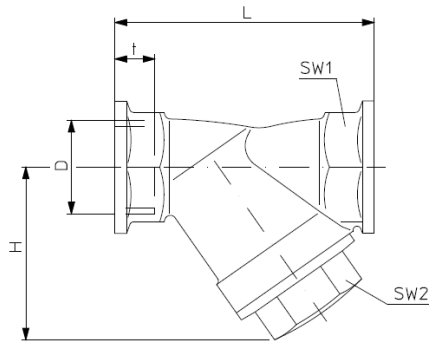
The FT-01 series of strainers is designed as slanted seat filter; they reliably prevent damages to the devices installed inside the pipe caused by impurities in the medium. Especially measuring devices with magnetic components can be protected by strainers with magnetic separators against malfunctioning due to ferrite particles.

Application:

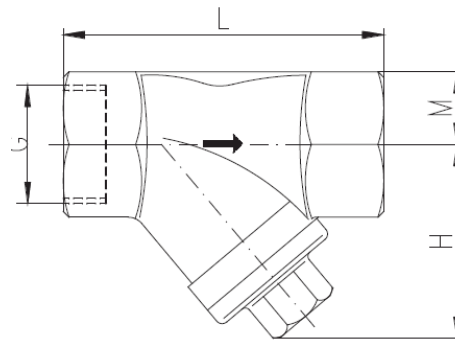
The strainer has to be installed in the marked direction of flow and the filter should point downwards so particles can be deposited accordingly. The FT-01 can be used for fluids, gases (with the exception of fluids group 1 from guideline 2014/68/EU) and vapours up to 150°C, water, mineral, gear, heating and hydraulic oils etc. so as to protect pumps, gearboxes and flow measuring devices.



Dimensions Gunmetal:



Dimensions Stainless Steel:



Version: with magnetic separator, mesh 0,60 mm

D	L	t	H	SW1	SW2
¼"	56	11	34	21	17
3/8"	63,5	10,1	34	21	17
½"	66,5	13,2	42	27	22
¾"	76,5	14,5	52	32	27
1"	90	15	61	38	32
1 ¼"	112	18	73	47	41
1 ½"	120	18	82	54	46
2"	150	22	94	66	56

Version: without magnetic separator, mesh 0,50 mm

D	L	M	H
½"	65	12,5	42,5
¾"	75	15,5	49
1"	90	18,5	57,5
1 ¼"	110	23	65
1 ½"	120	26,5	74
2"	150	33,5	85

Version: without magnetic separator, mesh 0,25 mm

D	L	t	H	SW1	SW2
¼"	56	11	34	21	17
3/8"	63,5	10,1	34	22	17
½"	66,5	13,2	42	27	22
¾"	76,5	14,5	52	32	27
1"	90	15	61	38	32
1 ¼"	112	18	73	47	41
1 ½"	120	18	82	54	46
2"	150	22	94	66	56

Version: without magnetic separator, mesh 0,25 mm

D	L	M	H
½"	65	12,5	42,5
¾"	75	15,5	49
1"	90	18,5	57,5
1 ¼"	110	23	65
1 ½"	120	26,5	74
2"	150	33,5	85

Version: with magnetic separator, mesh 0,60 mm

D	L	t	H	SW1	SW2
½"	66,5	13,2	42	27	22
¾"	76,5	14,5	52	32	27
1"	90	15	61	38	32
1 ¼"	112	18	73	47	41
1 ½"	120	18	82	54	46
2"	150	22	94	66	56

Version: with magnetic separator, mesh 0,50 mm

D	L	M	H
½"	65	12,5	42,5
¾"	75	15,5	49
1"	90	18,5	57,5
1 ¼"	110	23	65
1 ½"	120	26,5	74
2"	150	33,5	85



Technical Specifications:

Temperature /
 -10. . .+150 °C gunmetal
 -30. . .+180 °C st. steel

Materials gunmetal /

Housing: gunmetal
 Sieve, strainer: stainless steel
 Magnetic system: hard ferrite

Materials st. steel /

Housing: SS 1.4408
 Sieve, strainer: SS 1.4301
 Seal: PTFE
 Magnetic system: hard ferrite

max. Pressure /

Gunmetal: 25 bar
 Stainless steel: 40 bar (16 bar with magn. separator)

Ordering Codes:

Order number	FT-01.	1.	3.	4.	2
FT-01 Strainer					
Version /					
1 = without magnetic separator					
2 = with magnetic separator (for SS only ½" to 1"; for GM ½" to 2")					
Material /					
1 = gunmetal (for nominal diameters only ¼" to 2")					
3 = stainless steel (for nominal diameters only ½" to 2")					
Connection /					
0 = female thread G ¼" (FT-01.x.1 only)					
1 = female thread G 3/8" (FT-01.x.1 only)					
2 = female thread G ½"					
3 = female thread G 3/4"					
4 = female thread G 1"					
5 = female thread G 1¼"					
6 = female thread G 1½"					
7 = female thread G 2"					
Filter mesh grade /					
1 = 0.6 mm (only gunmetal)					
2 = 0.25 mm					
3 = 0.5 mm (only SS ½" to 2")					

