




BG-01

Flow Limiter



Features

- / Flow quantity regulation without auxiliary power supply
- / Power-saving by limiting of flow
- / Compact design
- / Easy to mount
- / All-metal version without plastics
- / Brass or stainless steel material

Description:

The BG-01 series of flow limiters has been developed for limiting the flow of water-like media to a particular value. They ensure that the flow value does not exceed even during fluctuating forward or reverse pressures. In contrast to most of the devices of this type normally available in the market, the BG-01 limiters have a stainless steel spring element instead of the commonly used plastic membrane. As a result of the differential pressure occurring over the limiter, the spring element gets pressed more or less against the sealing surface of the housing. The split opening between the sealing surface and the spring varies continually. As a result of the enlargement of the split opening when the pressure falls or, as the case may be, its decrease when the pressure rises, the quantity of fluid passing through the device is maintained at a constant rate.

Application:

These devices are used for all water-like media. They can be deployed in water distribution systems in the industry, in sanitary and car-washing installations and in other fields.

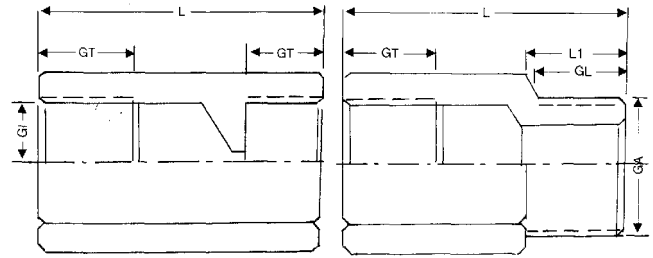


Technical Specifications:

min. Regulating pressure /	2 bar
max. Differential pressure /	10 bar
max. Temperature /	200 °C
Accuracy for H ₂ O at 20°C /	up to 2l/min ± 15% from 3l/min ± 10%
Wetted materials /	

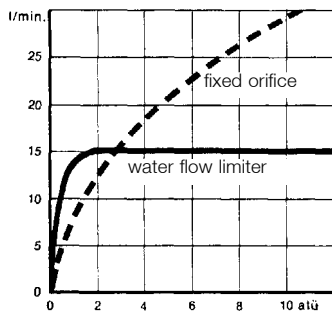
Body:	brass / st. steel 1.4305
Star:	st. steel 1.4310
Cone:	st. steel 1.4301
Rivet:	st. steel 1.4301
Locking ring:	1.4122

Dimensions:

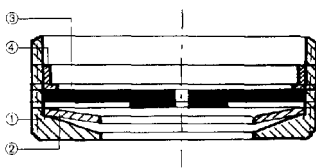


Type	L	GT	GL	GI	GA	SW	L1	Weight g
BG-01.1	43	14		G ½		27		72
BG-01.2	45	15		G ¾		30		125
BG-01.3	43	14	14	G ½	G ½	27	16	104
BG-01.4	45	15	15,5	G ¾	G ¾	30	18	135

Functioning and Structure:



Proportional to the pressure, the free cross section is decreased as the pressure increases. This ensures constant flow quantity.



- 1) housing
- 2) ring funnel
- 3) regulating orifice
- 4) clamp ring

Ordering Codes:

Order number	BG-01.	1.	2.	[] []	0
BG-01 Flow Limiter					
Process connection /					
1 = G ½-female both sides					
2 = G ¾-female both sides					
3 = inlet G ½-female, outlet G 1/2-male					
4 = inlet G ¾-female, outlet G 3/4-male					
Material /					
1 = brass					
2 = stainless steel					
Flow quantity /					
[] [] = 01. . .30l/min in 1l/min steps					
Special version /					
0 = none					
1 = please specify in detailed text					

Flow quantities:

1 - 30 l/min water in 1 l/min steps.

The flow quantities are given according to the design of the devices and cannot be changed by the customer.

By adding several individual elements nearly any flow value can be achieved (see data sheet BG-03).